

Explore the Area of Triangles

1. Use a geoboard to create different rectangles and triangles with the same base and height as the rectangle. Complete the chart.

Rectangle Measurements (units)	Rectangle Area (square units)	Triangle Measurements (units)	Triangle Area (square units)
2 by 1	2	2 by 1	1


How does the area of a triangle relate to the area of a rectangle with the same base and height?

2. a) Cut out the triangles for each rectangle and explore the relationship you discovered in question 1 between the area of rectangles and triangles. Does it work for all triangles? In some examples you may need to cut the triangle at the vertex perpendicular to the base.


Rectangle 1



Rectangle 2



Rectangle 3

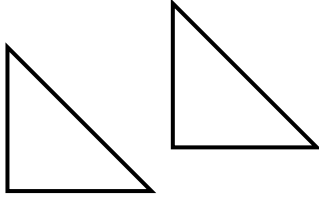


Name _____ Date _____

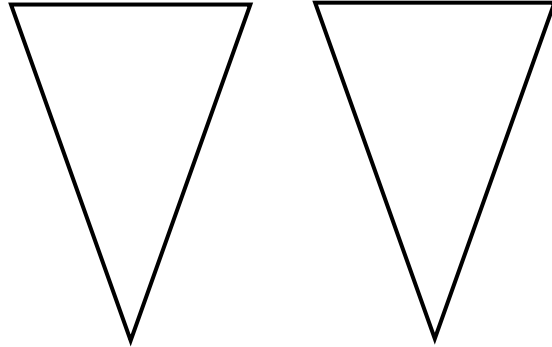
Shape and Space
Unit 1 Line Master 5b

Explore the Area of Triangles (cont'd)

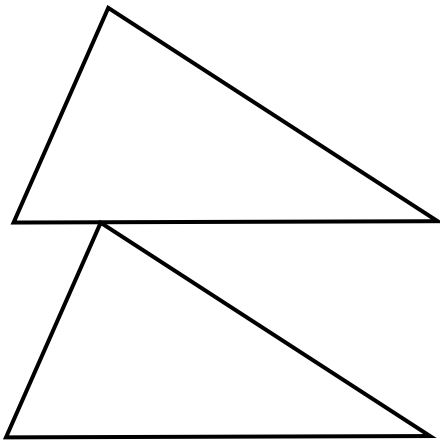
Triangles 1



Triangles 2



Triangles 3



- b) Make your own rectangle and triangles pair on grid paper.
Trade with a partner.